

FLEXI | TASK | HEAVY DUTY | BARIATRIC




[sitandstep.com.au](http://sitandstep.com.au)

P.O. Box 557 Pascoe Vale 3044

Showroom by appointment only – located at Knoxfield VIC

Please contact 03 9353 0500 to arrange a showroom meeting.





## flexi.

flexi is a chair which welcomes you.

We have created a passive back-support system that simply moulds itself to the shape of each different operator.

It would be hard to find a more comfortable chair than one which simply wraps itself around the user and creates such a personal contact.

Allied with the moulding is a back support which then dynamically moves with you – wherever you choose to move at the workstation.

That is the essence of ergonomics!

Having a product which 100% adjusts itself to the user in whatever way that person elects to sit, move and then set themselves up in their environment.

A range of back-heights and widths combined with a choice of two functions – Flexi is a 100% Australian designed and developed chair that makes sitting an enjoyable experience.



## THE ULTIMATE FIT-OUT CHAIR

### ABOUT THE RANGE

Our product range for the agile and adaptive workplace, where Form and Function are optimal.



[sitandstep.com.au](http://sitandstep.com.au)

P.O. Box 557 Pascoe Vale 3044  
Showroom by appointment only – located at Knoxfield VIC  
Please contact 03 9353 0500 to arrange a showroom meeting.



# S P A C E

## flexi Primo



flexi Primo - Low Back



flexi Primo - High Back



flexi Primo - Extra High Back



## flexi Plush




flexi Plush - Low Back



flexi Plush - High Back



flexi Plush - Extra High Back



Auto Mechanism (150 kgs)



Touch Mechanism (130 kgs)



3 Lever Ergo with Seat Slide (130)



[sitandstep.com.au](http://sitandstep.com.au)

P.O. Box 557 Pascoe Vale 3044  
Showroom by appointment only – located at Knoxfield VIC  
Please contact 03 9353 0500 to arrange a showroom meeting.



---

## flexi Elite

---

flexi Elite is our wide seat / wide bodied model for average/taller/larger users and incorporates all of the standard features of the flexi.

Please note: Unlike its counterpart, flexi Elite is only available in the High Back model.

### Back Dimensions

High Back – H 600mm x W 500mm

### Weight Rating

- ① Auto Mechanism (150 kgs)
- ② Donati Mechanism (135 kgs)
- ③ 3 Lever Ergo with Seat Slide (130 kgs)

### Warranty

- 7 Years – 8 hour usage per day, 5 days per week
  - 3 Years – 24/7 Extended Usage
- 



[sitandstep.com.au](http://sitandstep.com.au)

P.O. Box 557 Pascoe Vale 3044  
Showroom by appointment only – located at Knoxfield VIC  
Please contact 03 9353 0500 to arrange a showroom meeting.



---

## flexi Elite Heavy Duty

---

Behold! The flexi Elite Heavy Duty.

Featuring our dynamic 'pre-adjusted posture support system' on a widened back and reinforced components.

Available in one back size, with the option of an adjustable headrest and air-lumbar, the flexi Elite Heavy Duty is the perfect choice for users needing a little extra support.

Please note: Unlike its counterpart, flexi Elite HD is only available in the High Back model.

### Back Dimensions

High Back – H 600mm x W 500mm

### Weight Rating

HD 3 Lever Ergo with Seat Tilt Tension (180 kgs)

### Warranty

7 Years – 8 hour usage per day, 5 days per week

3 Years – 24/7 Extended Usage

---



[sitandstep.com.au](http://sitandstep.com.au)

P.O. Box 557 Pascoe Vale 3044

Showroom by appointment only – located at Knoxfield VIC

Please contact 03 9353 0500 to arrange a showroom meeting.



# flexi Bariatric 250 and 300

---

The flexi Bariatric 250 & 300 chair has been specifically designed to cater to the heaviest of payloads featuring increased weight capacities, a unique twin gas operation mechanism, heavy duty supports and wider seat and back widths.

flexi Bariatric offers the full flexi 'Pre-Adjusted' Back Support System, on a strengthened chair and the exclusive Hygroflex foam that provides excellent support and weight distribution.

The flexi Bariatric can provide confidence when performing everyday tasks, as well as maintaining more independence, in and around the house or office environment.

## Back Dimensions

Bariatric 250 – H 610mm x W 420mm

Bariatric 300 – H 610mm x W 630mm

## Seat Sizes

Bariatric 250 – W 700mm x D 520mm

Bariatric 300 – W 900mm x D 520mm

## Weight Rating

Bariatric 250 – 250Kgs

Bariatric 300 – 300Kgs

## Warranty

5 Years – 8 hour usage per day, 5 days per week

3 Years – 24/7 Extended Usage



[sitandstand.com.au](http://sitandstand.com.au)

P.O. Box 557 Pascoe Vale 3044

Showroom by appointment only – located at Knoxfield VIC

Please contact 03 9353 0500 to arrange a showroom meeting.



# THE flexi ULTIMATE BACK SUPPORT



## flexi Ultimate.

Utilising the 100% Australian-Made flexi Back System. The flexi Ultimate is a dynamic & flexible support which moves as you move.

The 'Air-Lumbar' adjustment can be set to a precise level of support that can be changed easily & often.

### PREVENT MAINTAIN GOOD POSTURE

Most back related injuries can be prevented. The Ultimate back support encourages good posture, which is a key to prevention.

### SUPPORT IMPROVE BACK SUPPORT

Whilst in use, the Ultimate will provide constant back support as you perform everyday tasks.

### RELIEVE AID PAIN RELIEF

Don't suffer in pain, the Ultimate can aid in pain relief as your body heals from within.

### IMPROVE IMPROVED SLEEP

With a reduction in pain, the Ultimate promotes better sleep which can improve concentration and productivity throughout the day.



#### HIGH BACK FLEXI ULTIMATE

WIDTH	400MM
HEIGHT	610MM

#### LOW BACK FLEXI ULTIMATE

WIDTH	400MM
HEIGHT	510MM

**pb health**



[pbhealthcare.com.au](http://pbhealthcare.com.au)

P.O. Box 557 Pascoe Vale 3044

Showroom by appointment only - located at Knoxfield VIC

Please contact 03 9353 0500 to arrange a showroom meeting.



**atsa**

assistive  
technology  
suppliers australia

**flexi** 

#### THE ULTIMATE

Portable and can be used in the car, at home, travel & hospitality.

## SPECIFICATIONS

Seat Width:	450mm
Seat Depth:	450mm
Seat Height:	480mm
Back Height: Floor to top =	945mm
Seat to top =	500mm
Arm length:	335mm
Width between arms:	485mm
Footprint:	600mm x 680mm



## SLIDE N' DINE

## FEATURES

- Mobile Dining Chair with dual controls for User or Carer
- Locking Castors ensure chair remains in a secure and safe location
- Release Control requires minimal strength to adjust allowing chair to free-wheel to new location
- Suitable for extended seating
- Lift-up arms for side entry/exit
- Australian designed and manufactured



**WEIGHT RATING**

**125KG**

**WARRANTY**

**3 YEARS**

Warranty based on 8 hour usage per day, 5 days per week

[sitandstep.com.au](http://sitandstep.com.au)

P.O. Box 557 Pascoe Vale 3044

Showroom by appointment only – located at Knoxfield VIC

Please contact 03 9353 0500 to arrange a showroom meeting.

A large, close-up photograph of the back of a red upholstered chair, showing the texture of the fabric and the curve of the backrest. The chair is set against a solid black background.

“

**Simplicity is  
the ultimate  
sophistication.**

LEONARDO DA VINCI

---



[sitandstep.com.au](http://sitandstep.com.au)

P.O. Box 557 Pascoe Vale 3044

Showroom by appointment only – located at Knoxfield VIC

Please contact 03 9353 0500 to arrange a showroom meeting.




**SSS**  
SIT STAND STEP



EXACT

scan for  
instructional  
videos of  
your chair.



[sitstandstep.com.au](http://sitstandstep.com.au)

P.O. Box 557 Pascoe Vale 3044

Showroom by appointment only – located at Knoxfield VIC

Please contact 03 9353 0500 to arrange a showroom meeting.



assistive  
technology  
suppliers australia

